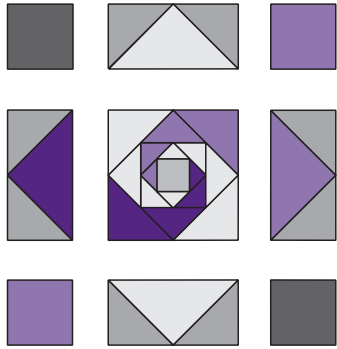
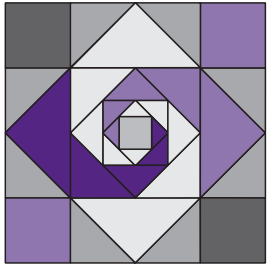


**Make it with just a center square**



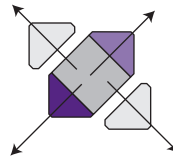
**Set A**  
12" (30.5 cm) Block =

**Set B**  
16" (40.6 cm) Block =

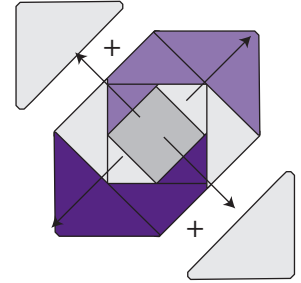
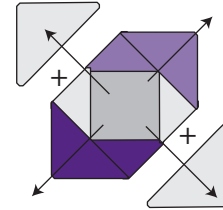
With Set A, this is approx. 8.5 inches:



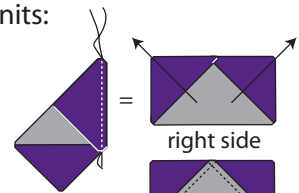
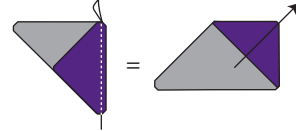
With Set B, it's 11.3 inches.



Square Within a Square: Join opposite sides first. Press in direction of arrows.


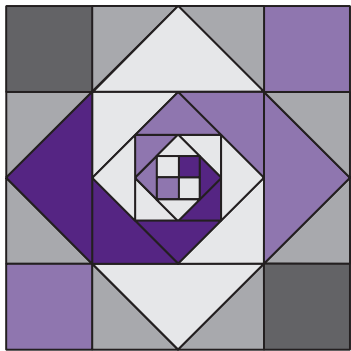


Flying Geese units:



wrong side

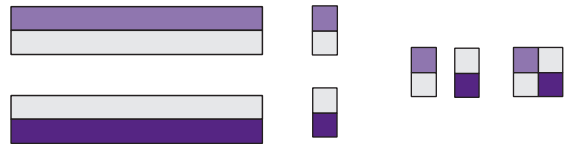
**Or make it with a 4-patch center using an additional tool**



**Set A + #8058 L.C. Ruler**  
12" (30.5 cm) Block =

**Set B + #79-N**  
16" (40.6 cm) Block =

Use Log Cabin Ruler #8037 to cut strips that finish 3/4" wide. Sew 2 strips together lengthwise, then subcut into 1-1/4" segments.



Use template #79 from Set N to cut 1" finished squares for the center unit.



Just Sq-inSq units:

