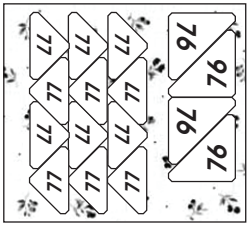


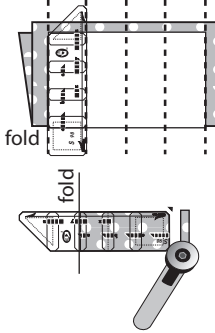
# Hole In the Wall

Correction: Fabric C

**Fabric A** 9½" x 10½"

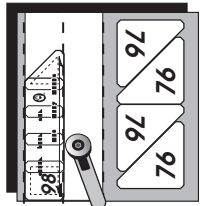


**Fabric C** 8½" square

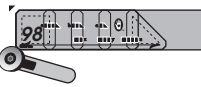


Fold fabric C and cut 4 strips as wide as template 98; do not unfold. Align the seam allowance for 98y on the fold. Trim to size and nub the corners.

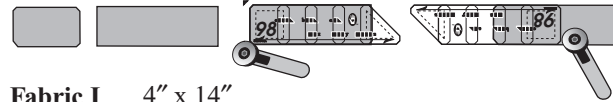
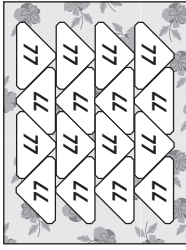
**Fabrics B & H**  
8" x 8½"



Place fabrics B and H right sides together; do not separate after cutting. Cut 2 strips as wide as template 98 and as long as the fabric. From these strips, cut 2 each 98b as shown below. Cut 4 #76 from remainder of fabric. Pieces are ready for sewing.



**Fabric E**  
8" x 10½"



**Fabric I** 4" x 14"

